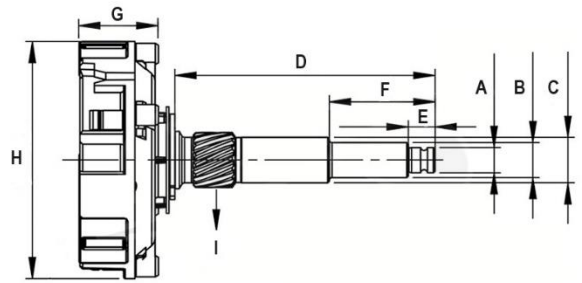


Z CANT. DE DIENTES PLANETARIO

MEDIDAS DE PLANETARIOS COMPLETOS

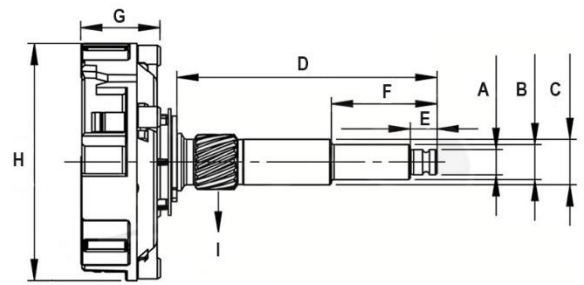
CODIGO	A	B	C	D	E	F	G	H	I	Z
P1401	12.0	-	12.0	92.5	21.5	-	23.5	70.0	10	37
P1402	12.0	-	12.0	116.5	21.2	-	23.5	70.0	10 lzq.	37
P1403	9.9	-	12.0	86.0	13.0	-	23.5	70.0	10	37
P1404	12.0	-	12.0	97.15	19.65	-	23.5	70.0	10	37
P1405	12.0	-	12.0	94.95	20.8	-	23.5	70.0	10	37
P1406	10.9	-	12.0	92.5	18.8	-	23.5	70.0	10 lzq.	37
P1407	10.0	-	12.0	81.2	15.4	-	23.0	70.0	10	36
P1408	9.9	-	12.0	85.8	13.5	-	23.0	70.0	10	36
P1409	12.0	-	12.0	98.4	17.1	-	25.0	91.15	10	39
P1409R	12.0	-	12.0	98.4	17.1	-	25.0	91.15	10	39
P1410	12.0	-	12.0	79.7	17.55	-	25.0	61.0	12	45
P1411	12.0	-	12.0	104	21.0	-	26.9	79.35	16	40
P1412	14.0	-	14.0	120.1	19.7	-	25.0	91.15	10	39
P1412R	14.0	-	14.0	120.1	19.7	-	25.0	91.15	10	39
P1413	10.0	-	12.0	82.3	15.0	-	24.4	70.0	10	37
P1414	12.0	-	12.0	97.9	21.0	-	27.0	68.9	10	37
P1415	12.0	-	14.15	129.3	24.1	-	26.9	79.4	10	40
P1416	12.0	-	-	88.2	20.8	-	26.7	73.7	10	38
P1417	12.0	-	12.0	97.9	21.0	-	27.0	70.0	10	37
P1418	12.0	-	12.0	94.7	16.4	-	27.0	73.7	10	37
P1419	12.0	-	12.0	136.4	19.7	-	25.0	91.15	10 lzq.	39
P1419R	12.0	-	12.0	136.4	19.7	-	25.0	91.15	10 lzq.	39
P1420	7.9	10.9	14.2	81.1	8.3	32.9	27.0	74.0	16 lzq.	38
P1421	14.0	-	14.0	98.9	17.5	-	25.0	91.15	10	39
P1421R	14.0	-	14.0	98.9	17.5	-	25.0	91.15	10	39
P1422	14.0	-	14.0	120.1	16.7	-	25.0	91.15	10	39
P1422R	14.0	-	14.0	120.1	16.7	-	25.0	91.15	10	39
P1423	12.0	-	12.0	92.5	21.5	-	23.0	70.0	10	36
P1424	7.9	10.9	14.2	91.0	8.1	34.1	23.0	74.0	16 lzq.	38
P1425	7.9	10.9	14.2	81.1	8.1	34.1	33.0	73.9	16 lzq.	42
P1426	7.9	10.9	14.2	81.1	8.1	34.1	27.0	74.7	16	38
P1427	7.9	10.9	14.2	81.1	8.1	34.1	33.0	74.4	16	38
P1428	7.9	10.9	14.2	80.9	7.4	32.0	23.0	70.0	16	37
P1429	12.0	-	12.0	96.25	20.9	-	32.0	74.0	10	38
P1430	12.0	-	12.0	94.7	20.9	-	27.0	74.0	10	37
P1431	12.0	-	12.0	103.9	20.4	-	30.0	85.9	10	42
P1432	12.0	-	12.0	99.7	21.0	-	26.9	79.4	16	40
P1433	12.0	-	12.0	106.1	16.5	-	27.8	73.7	10	37
P1434	18.0	-	18.0	86.6	-	50.6	40.0	90.9	14	41
P1435	12.0	-	12.0	116.5	22.0	-	25.4	70.0	10	37
P1436	10.0	-	10.0	79.7	13.1	-	25.5	70.0	10	37
P1437	10.0	-	12.0	79.5	13.4	-	25.0	70.0	10	37
P1438	10.0	-	12.0	82.3	13.0	-	25.2	70.0	10	36
P1439	12.0	-	12.0	99.7	21.0	-	28.2	79.4	16	37
P1440	14.0	-	14.0	83.4	-	45.9	31.64	76.9	12	44
P1441	12.0	-	12.0	81.7	-	-	42.0	93.0	12	48



Z CANT. DE DIENTES PLANETARIO

MEDIDAS DE PLANETARIOS COMPLETOS

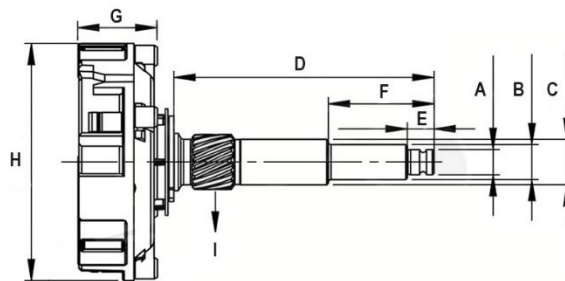
CODIGO	A	B	C	D	E	F	G	H	I	Z
P1442	15.0	-	15.0	120.4	16.6	-	41.5	92.9	12	48
P1443	14.0	-	14.0	126.7	23.3	-	25.0	91.0	10	39
P1443R	14.0	-	14.0	126.7	23.3	-	25.0	91.0	10	39
P1445	12.0	-	12.0	88.5	21.2	-	25.0	70.0	10	36
P1449	12.0	-	12.0	120.9	20.5	-	25.0	91.15	10	39
P1449R	12.0	-	12.0	120.9	20.5	-	25.0	91.15	10	39
P1450	12.0	-	12.0	76.9	15.4	-	29.0	59.5	12	50
P1451	9.9	-	12.0	79.0	14.0	-	29.5	64.0	8	42
P1452	9.9	-	13.0	77.5	13.8	-	30.95	59.0	8	44
P1453	12.0	-	12.0	68.5	-	-	32.0	77.2	14	44
P1454	12.0	-	12.0	60.0	30.2	-	32.0	70.0	10	44
P1455	9.9	-	9.9	76.8	15.2	-	30.5	64.9	8	43
P1456	9.9	-	12.0	78.8	14.0	-	30.4	65.0	8	42
P1458	12.0	-	12.0	92.5	21.5	-	25.0	70.0	10	37
P1459	10.0	-	10.9	95.1	16.7	-	28.0	70.0	10	37
P1460	12.0	-	12.0	89.5	14.4	-	25.5	72.9	12	37
P1462	12.0	-	12.0	81.2	17.6	-	25.5	72.9	12	37
P1463	14.0	-	14.0	87.3	-	47.1	32.0	86.9	12	46
P1464	12.0	-	12.0	75.0	-	43.3	30.8	70.0	10	44
P1465	8.0	11.0	14.2	91.1	8.0	35.2	22.68	70.0	16	40
P1468	12.0	-	12.0	80.7	16.0	-	26.5	58.0	12	50
P1469	14.0	-	14.0	127.0	20.8	-	20.8	58.5	12	31
P1470	14.0	-	14.0	132.0	21.4	-	20.5	58.2	12	31
P1471	10.6	-	10.6	73.0	3.5	-	30.75	64.9	8	43
P1472	12.0	-	12.0	103.7	17.5	-	32.0	85.9	10	42
P1473	12.0	-	12.0	89.5	15.5	-	32.5	85.9	10	42
P1474	12.0	-	12.0	125.1	18.8	-	30.0	85.9	10 izq.	42
P1475	10.0	-	12.0	81.2	15.4	-	28.0	70.0	10	36
P1476	12.9	-	12.9	97.4	-	46.4	36.0	84.3	12	48
P1477	12.0	-	12.0	79.2	45.7	-	32.0	77.2	12	44
P1478	10.0	-	12.0	86.8	14.3	-	28.3	75.8	9	56
P1479	12.0	-	12.0	82.6	16.5	-	25.2	79.8	10	37
P1480	12.0	-	12.0	82.6	16.5	-	25.2	79.8	10	59
P1482	10.0	-	12.0	86.8	17.5	-	28.2	75.8	10	56
P1483	10.0	-	12.0	86.8	17.5	-	28.4	75.8	9	56
P1484	12.0	-	12.0	97.9	21.0	-	29.0	69.9	10	36
P1485	10.0	-	10.9	79.3	13.9	-	23.0	65.9	10	37
P1486	10.0	-	12.0	84.0	13.7	-	25.05	70.0	10	37
P1487	12.0	-	12.0	71.5	15.4	-	26.0	61.4	8	50
P1488	9.9	-	12.0	75.4	11.1	-	25.9	65.0	8	41
P1490	12.0	-	12.0	80.4	16.1	-	29.95	59.5	12	43
P1491	12.0	-	12.0	93.0	14.4	-	35.0	67.0	12	48
P1492	10.0	-	12.0	82.5	15.7	-	37.0	67.5	10	59
P1493	9.9	-	9.9	75.9	-	-	26.0	71.5	8	56
P1494	12.0	-	12.0	73.3	15.3	-	24.0	61.0	8	42
P1495	10.0	-	12.0	76.3	13.5	-	23.9	63.4	8	38



Z CANT. DE DIENTES PLANETARIO

MEDIDAS DE PLANETARIOS COMPLETOS

CODIGO	A	B	C	D	E	F	G	H	I	Z
P1496	10.0	-	11.0	72.8	17.5	-	31.3	65.5	10	42
P1497	10.0	-	10.0	61.0	-	39.0	26.6	58.0	10	53
P1498	10.0	-	11.0	90.0	14.0	-	12.0	65.8	16	37
P1499	10.0	-	12.0	80.6	16.0	-	29.8	71.5	8	56
P14500	12.0	-	12.0	99.6	21.0	-	30.0	73.5	10	42
P14501	10.0	-	10.9	79.4	13.9	-	30.0	66.0	10	42
P14502	10.0	-	11.0	79.4	13.9	-	22.0	65.9	10	36
P14503	12.0	-	12.0	93.8	20.0	-	31.4	70.0	10	36
P14504	10.0	-	10.9	79.4	13.9	-	20.5	68.9	10	36
P14505	12.0	-	12.0	97.4	19.7	-	21.0	70.0	10	37
P14506	12.0	-	12.0	90.0	21.2	-	31.3	70.0	10	37
P14507	10.0	-	12.0	82.3	13.7	-	30.8	70.0	10	36
P14508	11.9	-	11.9	97.9	21.0	-	24.0	70.0	10	37
P14509	8.0	10.9	14.2	81.0	32.6	-	24.4	70.0	16	40
P14510	12.0	-	12.0	103.7	20.5	-	20.3	85.9	10	42
P14511	12.0	-	12.0	88.2	20.8	-	30.5	74.0	10	37
P14512	12.44	18.3	14.15	130.80	25.0	-	25.0	90.9	10	41
P14513	12.0	-	12.0	98.6	18.10	-	31.0	74.0	16	38
P14514	13.0	-	13.0	97.4	46.4	-	32.0	94.3	12	48
P14515	10.0	-	12.0	80.2	13.7	-	31.0	67.2	12	48
P14516	10.0	-	11.9	71.2	13.1	-	27.5	68.2	8	46
P14517	9.9	-	12.0	75.4	11.1	-	25.7	65.0	8	42
P14518	10.0	-	13.0	91.5	14.0	17.5	31.0	65.0	8	43
P14519	10.0	10.9	13.9	72.2	14.1	-	29.3	59.6	10	42
P14520	10.0	-	11.0	91.9	17.5	-	27.0	65.9	10	42
P14521	14.2	-	18.3	131.2	24.9	-	47.5	89.8	10	42
P14522	14.2	-	14.2	131.4	25.2	-	37.3	86.0	14	38
P14523	14.15	-	14.15	120.9	24.8	-	30.0	86.0	14	38
P14524	12.0	-	12.0	102.9	20.1	-	30.5	86.0	14	38
P14525	14.15	-	14.15	131.2	24.9	-	24.5	89.75	10	42
P14526	14.2	-	14.2	131.2	24.9	-	24.5	89.8	10	42
P14527	14.2	-	14.2	130.9	24.7	-	39.5	89.8	10	42
P14528	12.0	-	12.0	98.1	21.0	-	28.0	73.9	10	42
P14529	12.0	-	14.2	136.1	20.6	-	28.0	79.4	10	40
P14530	8.0	10.9	14.2	82.1	8.1	-	24.5	70.0	16	37
P14531	12.0	-	12.0	108.4	20.4	-	35.0	73.5	10	38
P14532	10.0	-	10.9	79.3	13.9	-	20.5	65.9	10	37
P14533	8.0	10.9	14.2	91.2	8.0	-	20.6	66.0	16	37
P14534	10.0	-	11.9	81.2	15.4	-	24.5	70.0	10	36
P14535	10.0	-	11.0	79.2	13.9	-	20.0	65.9	16	37
P14536	10.9	-	10.9	75.1	15.2	-	25.5	62.4	12	50
P14537	9.9	-	12.0	66.0	11.1	-	26.22	65.0	8	41
P14538	11.0	-	11.0	88.4	14.5	-	24.5	68.0	10	43
P14539	9.9	-	11.9	86.5	15.5	-	25.0	70.0	10	37
P14540	7.9	10.9	14.2	91.2	-	-	28.0	74.0	16	36
P14541	10.0	-	11.0	95.3	12.9	-	12.0	65.8	16	37



Z CANT. DE DIENTES PLANETARIO

MEDIDAS DE PLANETARIOS COMPLETOS

CODIGO	A	B	C	D	E	F	G	H	I	Z
P14542	9.9	-	11.9	72.7	11.6	-	24.2	62.0	8	40
P14543	9.9	-	11.9	69.0	-	-	22.5	58.0	12	58
P14544	12.0	-	12.0	78.3	-	-	44.0	60.0	8	46
P14545	12.0	-	12.0	78.3	-	-	29.5	60.0	8	47
P14546	12.0	-	12.0	78.2	16.6	-	30.5	60.0	10	47
P14547	10.0	-	12.0	82.0	18.5	-	30.0	68.0	8	56
P14548	10.0	-	10.0	104.6	14.0	-	25.0	60.0	10	47
P14549	11.0	-	11.0	99.6	14.4	-	24.5	68.0	10	43
P14550	10.0	-	10.9	84.7	13.7	-	27.0	66.3	10	37
P14551	16.3	-	20.0	115.0		-	28.5	78.7	12	39
P14552	10.0	-	11.0	82.5	17.0	-	31.0	65.5	10	42
P14553	10.0	-	10.9	91.9	15.6	-	27.0	65.9	10	37
P14554	10.9	-	10.9	73.2	-	-	27.5	65.9	10	42
P14555	10.9	-	10.9	73.8	-	-	25.0	72.4	10	55
P14556	12.0	-	12.0	75.4	-	-	29.5	76.3	10	37
P14557	11.0	-	12.5	74.3	-	-	37.5	68.0	10	40